



MOTORTRONICS™

Solid State AC Motor Control

ABC Electric Motor Brake



Full Wave DC Braking

Maximizes Safety

Increases Productivity

Maintenance-Free

Easy to Install

Microprocessor Intelligence

ABC Electric Motor Brake available from 50 to 1000A
(208 - 600Vac, up to 1000HP)



... as Easy as "A - B - C"

Meets OSHA, ANSI, Canadian and
other Safety Codes covering the
hazards of coasting machinery...



Electronic braking stops the load by injecting a controlled amount of DC current into a three phase AC motor. The ABC Series "automatic braking controller" features full-wave DC braking which can be adjusted to stop your load quickly, repeatably and reliably...even if load conditions change. The ABC Series meets the three main objectives that are important in every industry: Maximized Safety, Increased Productivity and Maintenance-Free Operation.



Maximum Safety - Protect Machinery & Operators

The ABC Series is designed to eliminate dangerous coast-to-stop times of rotating machines and equipment. The ABC Series also eliminates the dangerous practice of jamming the machine to bring it to a stop, which can present potential danger to operators and passers-by alike. OSHA and other safety agencies pay close attention to these types of operating conditions and recognize brakes as an important part of a system to guard against potential dangers. The ABC Series is an ideal way to add braking and eliminate dangerous "coast-to-stop" times in your application.



Increased Productivity - Stop AC Motors Quickly for a Profitable Operation

Long coast-to-stop times equal lost production time. Now you don't have to wait forever for the load to come to a stop before you make blade changes or change a tool. Simply stop your equipment using an ABC Series electronic brake for increased efficiency and product through-put. The ABC Series also eliminates any need for "plug reversing." Reversing a load when it is still spinning creates mechanical shock which can cause equipment breakage and extended downtime. Your machinery can now do what it was designed to do... make product at a profit.



Maintenance Free Operation - Eliminate Costly Down Time

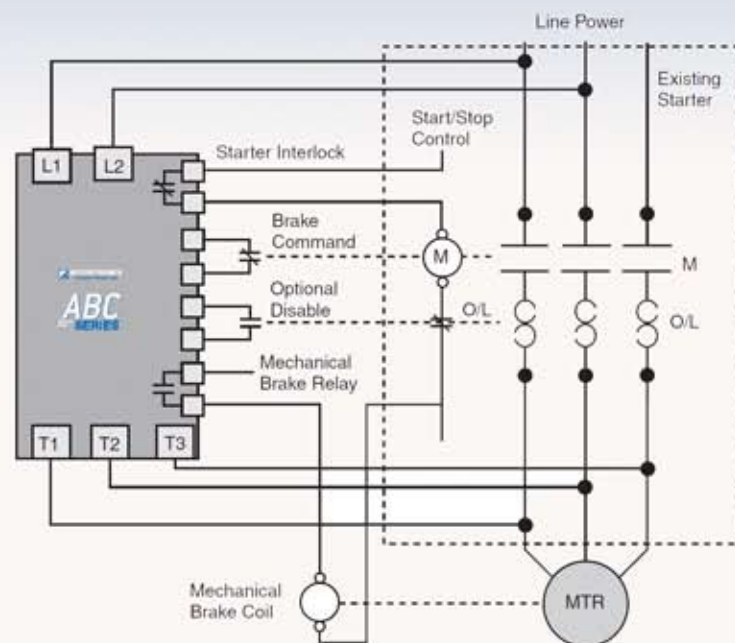
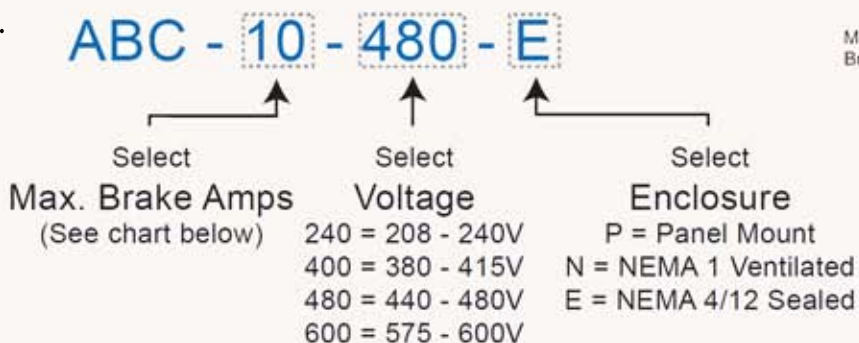
Using the ABC Series electronic brake eliminates the wear and tear on mechanical brakes in the system. This means less time and money is spent replacing discs or pads (which is especially important given the "shorter life" material used in today's mechanical brakes). Let the mechanical brake act as a holding brake and let the ABC Series do the stopping. The ABC Series eliminates the common (and also dangerous) practice of "jamming" equipment to stop the load. Expensive blades and tooling are no longer "sacrificed" to stop your motor. The ABC Series for faster, smoother stopping and maintenance free operation.

Easy to Install

The ABC Series microprocessor insures proper connections and coordinates system operation. Simply wire the ABC Series electronic brake into the motor starter circuit for a cost effective, maintenance-free means of bringing the motor and load to a stop. No isolation contactors, no additional logic wiring...it works right off the motor input leads! It's as easy as A-B-C.

Easy to Select

The ABC Series units are sized by amperage and should be selected based on the application requirements. "Standard Duty" ratings are sized for 95 - 110% of motor FLA. "Extra Duty" ratings are sized for 150 - 250% of motor FLA. Specify maximum braking current and voltage when ordering.

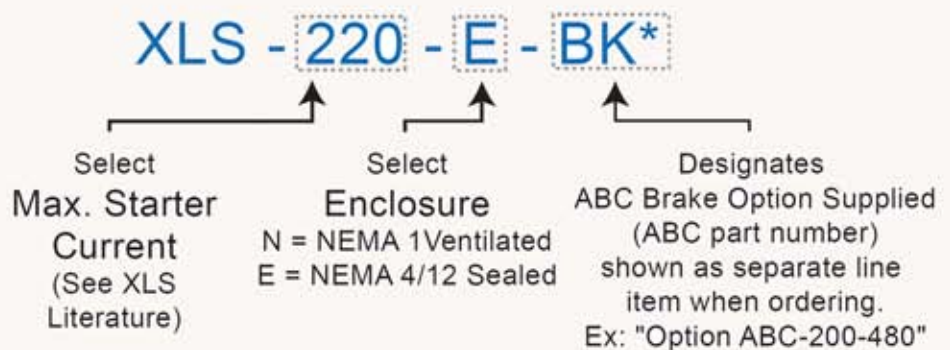


Performance & Specifications

| | |
|------------------------------|--|
| Voltage Rating: | Models rated from 208 - 600V + 10%, Selectable for 50/60Hz + 2 Hz |
| Current Ratings: | 10 - 1000A in 10 sizes: 10, 24, 50, 100, 200, 300, 400, 550, 800, 1000A |
| Output Capacity: | 25% duty cycle at 100% unit rating |
| Power Circuit: | Full wave bridge, 4 SCRs, designed for use without isolation contactors |
| Transient Protection: | RC snubber dv/dt circuit on each SCR device |
| Fusing: | Approved for use with existing motor starter fusing when unit is sized for motor FLA. Consult NEC for any other fusing requirements. |
| Control Circuit: | Self-powered directly from line terminals. No separate control voltage required |
| Control Method: | Microprocessor unit controls sequencing, I/O monitoring and status annunciation. Braking current is adjustable via true RMS regulated control using phase angle firing of SCRs. |
| Operator Adj.: | Brake Time and Jog Time = 7 position binary dipswitch Brake Current = potentiometer |
| Adjustment Ranges: | Brake Jog Times = 0 - 127 seconds in 1 sec. increments Brake Current = Up to 100% unit rating |
| Inputs: | Starter Monitor = Dry input for auxiliary contact from motor starter. Jumper selectable for N.O. or N.C. contact. Brake Disable = Dry input for N.O. contact to disable braking before or during operation. Can be wired to the starter thermal overload N.O. auxiliary contact to prevent braking of overloaded motor. Motor Power Sensor (T3) = voltage input used for sensing motor power presence in sequencing/status circuit and for zero speed sensing during braking |
| Outputs: | Starter Coil Interlock = Two sets of FORM "C" relay contacts for use in interlocking the starter coil and/or other devices to prevent energizing as the braking power is applied. Mechanical Brake Release = N.O. relay contact for use in controlling electromechanical brake as a holding brake. When the ABC Series is "disabled," this circuit controls the mechanical brake normally as if it is the only brake in the system. |
| Aux Contact Ratings: | 5 amps, 250VAC max |
| LED Indicators: | Large LEDs: Braking = green; Fault = red Small LEDs: Power On, Jog/Armed, Brake Off, Disabled, Over Temp, and Wiring Error |
| Operating Temp.: | 0 - 50 C (32-122 F) open, 0 - 40 C (32 - 104) enclosed |
| Ambient Conditions: | 0 - 95% relative humidity 0 - 3300ft (1000M) elevation |
| Approvals: | UL, cUL Listed, CE pending |

Easy to Combine

Starter/Brake Combo Packages Motortronics solid state soft starters can be ordered with the ABC Option. This starter-brake combination provides a complete pre-packaged unit without the hassle of field wiring and additional controls. Easy installation is guaranteed since all connections are simplified to line-in, load-out, and startstop control.



Typical Applications

Saws, Chippers, Cutting, Molding, Grinders, Bench, Slicing Machinery, Punch Presses, Power Tools, Batch Processing, Conveyors & Shakers, Light Curtains and Reversing Applications.

Simple, Safe and Reliable

Zero Speed Sense that REALLY WORKS

An exceptionally accurate method of microprocessor controlled sensing determines when the motor shaft has come to a stop. Braking current is removed when the motor stops, eliminating excess braking current which means longer motor life.

Jog Feature for Easy Setup

Built-in jogging circuitry allows you to select the time you need for machine setup and positioning without applying DC current to the motor windings. DC current is only applied when system setup is complete...no excess current, no excess heating, no premature motor failure.

The Credentials to do the Job

the ABC Series has been designed and tested to meet the most stringent industry standards.



Operator Interface Offers Finger Safe Design

An isolated operator interface module is mounted on the dead-front panel of the ABC Series chassis / NEMA 1 units. Setup of jog time, brake time and brake current are made right on the face of the brake. No covers to remove, no internal adjustments to be made, no chance of accidental contact with live power components.

...Easy to Read LED Status Indicators

Power On, Braking and Fault indicators make set-up, operating and troubleshooting easy as "A-B-C". An additional status display module can also be mounted on the enclosure door of NEMA 4/12 enclosed units (optional).

...and Simple to Use Adjustments

Jog Time - allows you to select the time needed for machine setup or motor rotation check prior to normal braking operation. During this time, the ABC Series will not "arm" or go to the braking routine when a stop command is given.

Brake Time - sets the maximum amount of time the ABC Series will be allowed to inject DC braking current into the motor. This setting is used as a "back-up" to the Zero-Speed Sense and provides reliable, repeatable stopping every time.

Brake Current - adjusts the level of DC braking current injected into the motor windings. Current controlled braking provides smoother, more effective braking torque throughout the stop cycle. Closed loop feedback prevents injecting more current than the unit is capable of handling. It automatically adjusts to compensate for changes in motor winding resistance and any changes in input voltage so that braking time and torque is the same every time you stop your motor.

Full-Wave DC braking

More braking capability than similarly rated half-wave brakes...faster stopping, and more effective overall performance. The ABC Series provides smooth, low level peak braking current for smooth stopping and minimal motor heating.

Current Control for Better Performance

Unlike other brakes that only provide voltage control, the ABC Series is a current regulated brake. It automatically adjusts for resistance changes in the motor windings due to any input voltage fluctuations. What does this mean? Repeatable, reliable operation every time you stop your motor.

Works Hand in Hand with Your Mechanical Brake

The ABC Series has a built-in feature to control a mechanical holding brake. Easy to connect and setup, any fault indication automatically enables the mechanical brake for fail safe operation.



ABC Series Operator Interface Module

CORPORATE HEADQUARTERS

Motortronics / Phasetronics

1600 Sunshine Drive
Clearwater, Florida 33765
Tel: 727.573.1819 or 888.767.7792
Fax: 727.573.1803 or 800.548.4104
E-mail: sales@motortronics.com
www.motortronics.com

INTERNATIONAL LOCATIONS

Motortronics Int'l Korea Co Ltd

601, Daeryung Techno Tower 5-cha
Gasan-dong, Geumcheon-gu
Seoul, Korea 9153-774
Tel: 82-2-867-5808 / Fax: 82-2-867-6004
www.motortronics-korea.com



MOTORTRONICS™

Solid State AC Motor Control

M & P Machinery & Electronics Control

113 Zaoshan Road
Qingdao, China 266100
Tel: 86-532-87660633
Fax: 86-532-87660733
www.mp-cn.com

PN: MT-ABC-100711